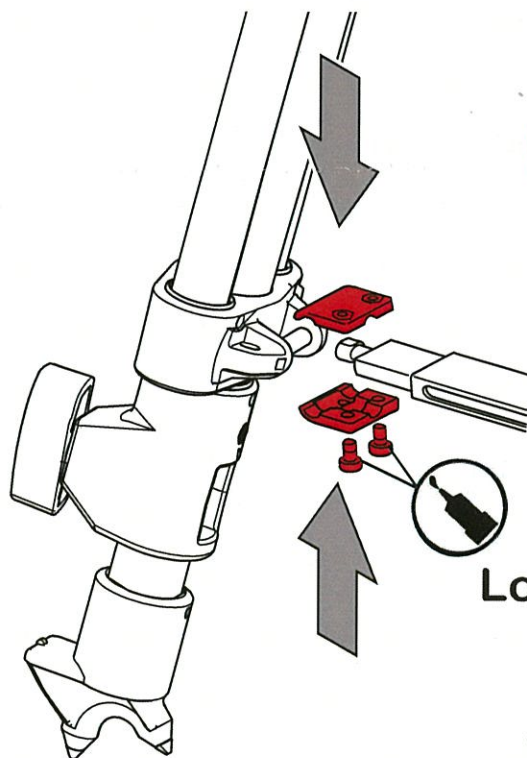


Set mid-level spreader tripod 75/2 D

7012



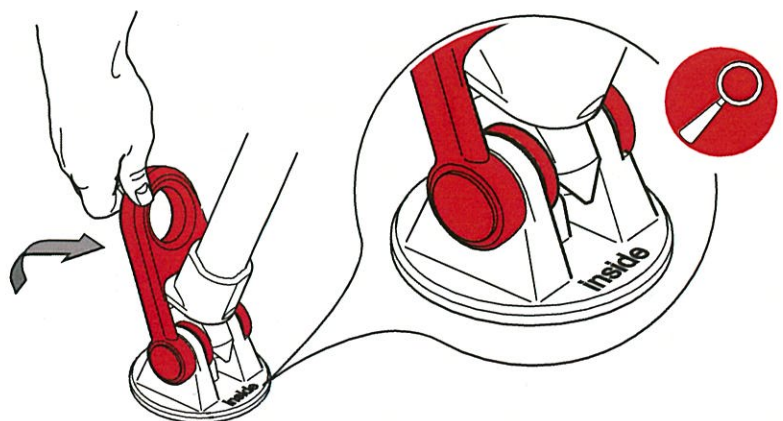
Installation / Montage



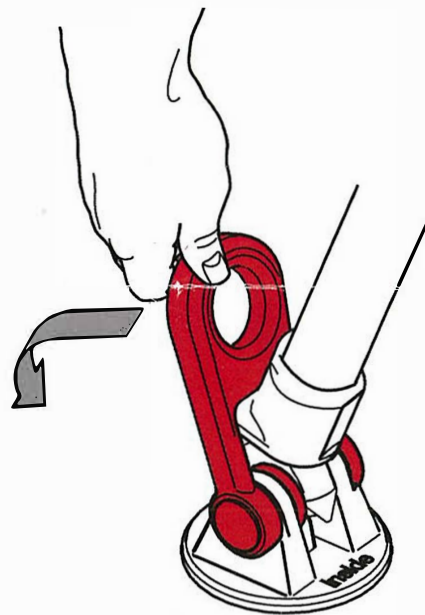
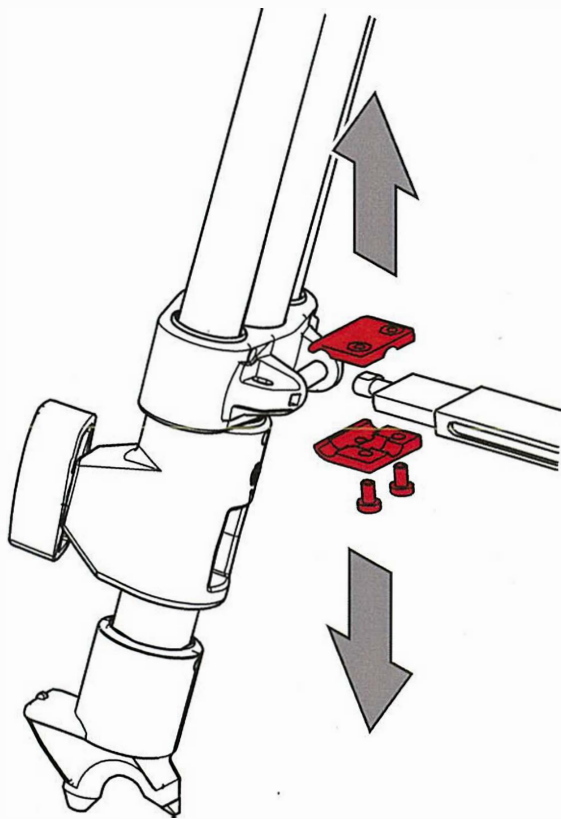
Part.D091102504

Loctite243

※ロックタイトは付属されておりませんので、お客様にてご用意をお願い申し上げます



Disassembly / Demontage



Copyright © 2018 All rights reserved.

Original Instructions: English

All rights reserved throughout the world. No part of this document may be stored in a retrieval system, transmitted, copied or reproduced in any way, including, but not limited to, photocopy, photograph, magnetic or other record without the prior agreement and permission in writing of the Videndum Group Plc.

Disclaimer

The information contained in this manual is believed to be correct at the time of printing. Videndum Production Solutions Ltd reserves the right to make changes to the information or specifications without obligation to notify any person of such revision or changes. Changes will be incorporated in new versions of the publication

We are making every effort to ensure that our manuals are updated on a regular basis to reflect changes to product specifications and features. Should this manual not contain information on the core functionality of your product, please let us know. You may be able to access the latest revision of this guide from our website.

Videndum Production Solutions Ltd reserves the right to make changes to product design and functionality without notification.

Trademarks

All product trademarks and registered trademarks are the property of The Videndum Group Plc.

All other trademarks and registered trademarks are the property of their respective companies.

Published by:

Videndum Production Solutions Ltd
Supports Technical Publications Department
Email: technical.publications@videndum.com



Sachtler

A Videndum plc Brand